

**Wild potato ancestors as potential sources of resistance to the aphid *Myzus persicae***

**Short running title: Wild potato responds better to aphid herbivory**

**Jamin Ali,<sup>a</sup> Islam S. Sobhy,<sup>a,b, #,\*</sup> Toby J.A. Bruce<sup>a</sup>**

<sup>a</sup> School of Life Sciences, Keele University, Keele, Staffordshire, ST5 5BG, UK; <sup>b</sup> Department of Plant Protection, Faculty of Agriculture, Suez Canal University, 41522 Ismailia, Egypt

**# Present address:** School of Biosciences, Cardiff University, Cardiff, CF10 3AX, UK

Jamin Ali - [j.ali@keele.ac.uk](mailto:j.ali@keele.ac.uk) (Orcid ID: 0000-0001-7698-5000)

Islam S. Sobhy - [sobhyi@cardiff.ac.uk](mailto:sobhyi@cardiff.ac.uk) & [is\\_sobhy@yahoo.com](mailto:is_sobhy@yahoo.com) (Orcid ID: 0000-0003-4984-1823)

Toby J.A. Bruce - [t.j.a.bruce@keele.ac.uk](mailto:t.j.a.bruce@keele.ac.uk) (Orcid ID: 0000-0002-9912-0605)

**\* Corresponding author:** Islam S. Sobhy

School of Biosciences, Cardiff University, Cardiff, CF10 3AX, UK.

Tel.: + 44 2920 874 508

E-mail: [sobhyi@cardiff.ac.uk](mailto:sobhyi@cardiff.ac.uk) & [is\\_sobhy@yahoo.com](mailto:is_sobhy@yahoo.com)

**Author contributions**

JA, ISS and TJAB conceived the ideas and designed the experiments. JA performed the experiments and collected the data. ISS performed the GC chemical analysis and interpreted the volatile data. JA, ISS, and TJAB wrote the manuscript. All authors contributed critically to the drafts and gave final approval for publication.

This article has been accepted for publication and undergone full peer review but has not been through the copyediting, typesetting, pagination and proofreading process which may lead to differences between this version and the [Version of Record](#). Please cite this article as doi: [10.1002/ps.6957](https://doi.org/10.1002/ps.6957)

## Abstract

**BACKGROUND:** Plant resistance to insects can be reduced by crop domestication which means their wild ancestors could provide novel sources of resistance. Thus, crossing wild ancestors with domesticated crops can potentially enhance their resistance against insects. However, a prerequisite for this is identification of sources of resistance. Here, we investigated the response of three wild potato (*Solanum stoloniferum* Schlttdl.) accessions and cultivated potato (*Solanum tuberosum*) to aphid (*Myzus persicae* Sulzer) herbivory.

**RESULTS:** Results revealed that there was a significant reduction in aphid survival and reproduction on wild potato accessions (CGN18333, CGN22718, CGN23072) compared to cultivated (Desiree) potato plants. A similar trend was observed in olfactometer bioassay; the wild accessions had a repellent effect on adult aphids. In contrast, among the tested wild potato accessions, the parasitoid *Diaeretiella rapae* (M'Intosh) was significantly attracted to volatiles from CGN18333. Volatile analysis showed that wild accessions emitted significantly more volatiles compared to cultivated potato. Principal component analysis (PCA) of volatile data revealed that the volatile profiles of wild and cultivated potato are dissimilar.  $\beta$ -Bisabolene, (*E*)- $\beta$ -farnesene, trans- $\alpha$ -bergamotene, D-limonene, (*E,E*)-4,8,12-trimethyl-1,3,7,11-tridecatetraene (TMTT), and p-Cymen-7-ol were the main volatiles contributing to the emitted blends, suggesting possible involvement in the behavioural response of both *M. persicae* and *D. rapae*.

**CONCLUSION:** Our findings show that the tested wild accessions have the potential to be used to breed aphid-resistant potatoes. This opens new opportunities to reduce the aphid damage and to enhance the recruitment of natural enemies.

**Keywords:** wild potato; aphids; parasitoid; *Solanum* spp.; plant resistance; pest management.

## 1 INTRODUCTION

Current agricultural crops have been selected over a long domestication process which has drastically reduced genetic diversity in crop plants compared to their wild ancestors<sup>1,2</sup>. Consequently, plant resistance to herbivorous insects can be reduced by crop domestication<sup>3,4</sup>. Although a meta-analysis has shown that domestication had no consistent overall effect on the specific plant defence traits underlying resistance, such as secondary metabolites<sup>4</sup>, with resistance sometimes increased and sometimes decreasing there is still an opportunity to source resistance traits from crop wild relatives. Evidence is available from some examples that show that domesticated plants possess weakened chemical defences compared to their wild ancestor<sup>5-7</sup>.

Genetic resources for resistance against insects are limited within commercial cultivated potatoes (*Solanum tuberosum* L.), resulting in high susceptibility to insect attack<sup>8</sup>. In contrast, wild potato ancestors grow in a wide range of environmental conditions which render them genetically more diverse than the domesticated and commercially available cultivars of *Solanum* species<sup>9</sup>. This means that wild potato ancestors could be a potential source of resistant traits that can be utilised in plant breeding programs<sup>10</sup>. Supporting this approach, secondary metabolites that play a significant role in plant resistance against insects can be crossed to progenies during crop breeding<sup>11</sup>. Exploiting potential resistance traits that are available in wild potato ancestors against insects is understudied, as most published work so far has focused on cereal crops<sup>6,12</sup>. However, there have been some investigations in potato (e.g. Alvarez et al.<sup>13</sup>, Fréchette et al.<sup>14</sup>).

Aphids are deleterious pests of many crops that cause yield losses worldwide<sup>15</sup>. Several species of aphids frequently infest potatoes, causing direct damage (i.e., yield loss from feeding) and indirect damage (i.e., vector plant viruses)<sup>16</sup>. To locate their host, aphids utilize a wide range of cues including visual stimuli (colour, UV reflectance spectra), and olfactory stimuli (release of volatile organic compounds - VOCs from host plants and pheromones from conspecifics<sup>17</sup>). It is well documented that aphids make use of plant released VOCs and respond accordingly<sup>18</sup>. More recently, evidence is

Accepted Article

accumulating about the significant role of plant volatiles in determining the identity and suitability of host plants to aphids and how highly-specific blends of these volatiles are required to elicit behavioural responses<sup>19,20</sup>. Furthermore, VOC emission from both aphid-infested and uninfested leaves allows parasitoids to discriminate between host and non-host aphid species<sup>21,22</sup>. As mentioned earlier, wild ancestors of modern crop plants are often more resistant compared to the cultivated plants. Specifically, wild potato negatively affects aphid performance<sup>13,23</sup> and behaviour<sup>24,25</sup>.

In the present study, we aimed to identify the insect resistance level of wild potato (*Solanum stoloniferum* Schlttdl.) accessions compared to cultivated potato (*S. tuberosum*). To this end, we hypothesised that wild potato accessions better respond to aphid herbivory than commercial potato cultivars. To test this hypothesis, we performed growth assays using peach potato aphids, *Myzus persicae* (Sulzer), as a model herbivore, observing their reproduction and survival on wild and cultivated potato. *M. persicae* is one of the most deleterious polyphagous aphids that can damage plants directly through feeding and honeydew deposits, or indirectly by transmitting plant viruses<sup>16</sup>. In addition to aphid performance and survival studies, the behavioural response of *M. persicae* and its common endoparasitoid (*Diaeretiella rapae* (M'Intosh)) was investigated in an olfactometer bioassay. To correlate insect behavioural response with the emitted volatile organic compound (VOC) profiles, volatile entrainment was conducted and the collected VOCs from wild and cultivated potatoes were analyzed and compared.

The outcomes of our study could provide further insights into the potential of using wild potato ancestors as a new source of aphid resistance that can be exploited to optimize the breeding programs of cultivated potato.

## 2 MATERIALS AND METHODS

### 2.1 Plants

Wild potato, *Solanum stoloniferum* Schltld., seeds of the genetic lines (CGN18333, CGN22718, CGN23072) used in experiments were obtained from the Wageningen Centre for Genetic Resources (CGN), Wageningen University, The Netherlands, while *Solanum tuberosum* *Desirée* tubers (grown by Nick Crane, Norfolk, UK) were purchased from Sainsbury's supermarket, UK. All plants were grown under controlled environment conditions (20 °C, 37 % RH, 16:8 photoperiod) in a growth chamber (MLR-352-PE, Panasonic, The Netherlands). Potato plants were grown individually in 7.5 cm pots in John Innes No. 2 compost (Westland Horticulture Limited, Tyrone, UK). Four-five week old plants were used for the experiments.

## 2.2 Insects

*Myzus persicae* aphids, originally obtained from Harper Adams University, were reared in the insectary in the Centre of Applied Entomology and Parasitology (CAEP) at Keele University. *M. persicae* clone O was reared on Pak choi *Brassica chinensis*, commonly known as Chinese cabbage, in Bugdorm cages (46 cm x 46 cm x 46 cm; NHBS Ltd, Devon, UK) under controlled conditions (24 °C, 38 % RH, 16:8 photoperiod). The aphid parasitoid *Diaeretiella rapae* (obtained from Harper Adams University, UK) was reared on Pak choi plants infested with *M. persicae*. To rear parasitoids, mummies of *D. rapae*, attached to plant leaves, were introduced to cages containing fresh Pak choi plants infested with *M. persicae* and kept under controlled condition (20 °C, 40 % RH, 16:8 photoperiod). Upon emergence, parasitoid adults were provided with honey solution (1:1 in water) as food. Only female parasitoids were used in experiments and they were 2–3 day old and mated.

## 2.3 Aphid performance bioassay

Performance of *M. persicae* was assessed on the wild and cultivated potato species. There were two separate series of experiments with different plants; the first series recorded observations after 48 hours and the second recorded observations after 96 hours. Fresh plants and aphids were used in both observations in each experiment. In each replicate, 10 adult alate *M. persicae* were placed in a

clip cage (2.5 cm diameter, Bioquip Product Inc. USA), which was attached to the lower surface of plant leaves as described in Sobhy *et al.* <sup>26</sup>. Two clip cages were placed on each plant. Ten replicates were performed for each accession. To assess the survival and fecundity of aphids, plants containing clip cages were left undisturbed in a controlled environment room (25 °C, 37 % RH, 16:8 photoperiod). Plants were assessed after the 48 hours (series 1) and 96 hours (series 2) period. For assessment, leaves containing the cages were cut and cages were removed without losing any aphids. Number of live adults and nymphs produced were recorded.

#### **2.4 Volatile collection**

Plants volatiles were collected following the procedure described by Ali *et al.* <sup>27</sup>, which allows collection of plant volatiles in a similar ratio as naturally produced. Plants were placed inside oven bags (25 cm × 38 cm; Bacofoil, Flower seal roasting bags, UK). To avoid any contamination that may come from manufacturing material, bags were baked in an oven (Heraeus, Thermo Electron corporation, Mark Biosciences, UK) at 120 °C overnight prior to entrainments. Porapak Q adsorbent filters (0.05 g, 60 / 80 mesh; Supelco, Bellefonte, PA, USA) were washed with diethyl ether and then conditioned before use. Plants were enclosed in bags individually. Each bag was open at the bottom and closed at the top. An outlet hole was made in the upper part of the bag to connect the Porapak Q filter, whereas the base bottom was closed by attaching a rubber band around the pot. Charcoal filtered air was pumped into bags at 600ml/min and sampled air was pulled out at 400ml/min through the Porapak Q filter in which the plant volatiles were trapped. To avoid the entry of unfiltered air, positive pressure was created by maintaining the difference in flows rates of air in and air out. Connections were made with 1.6 mm i.d. Polytetrafluorethylene (PTFE) tubing (Alltech Associates Inc, Lancashire, UK) with Swagelok brass ferrules and fitting (North London Valve Co., London, UK) and sealed with PTFE tape (Gibbs & Dandy Ltd., Luton, UK). Volatile collection was done for a 48 hour period, after which the Porapak filters were eluted with 500 µl of diethyl ether into the sample vials

[Supelco, 2 ml PTFE/Silicone, (bonded) 9 mm] and stored at -20 °C in a freezer (Lec Medical, UK) for chemical analysis or olfactometer bioassay.

## 2.5 Aphid and parasitoid olfactometer bioassay

The behavioural response of alate *M. persicae* and *D. rapae* to potato volatile organic compounds (VOCs) was investigated using a Perspex 4-arm olfactometer in a controlled environment room (24 °C, 30 ± 2% RH) as described in Ali *et al.*<sup>27</sup>. At the top of the olfactometer, the central area contained a hole into which a single alate *M. persicae* or female *D. rapae* was introduced, which was connected to a low-pressure air pump. Air was pulled from the centre of the olfactometer by a vacuum pump with a layer of muslin to prevent access by the tested insect during the bioassays. All replicates ran under uniform illumination. The olfactometer arena was split into five areas; four areas by each arm (one VOC treatment and three solvent control arms) and a central area<sup>28</sup>. Each replicate was run for 12 min, and after every 3 min, the position of the olfactometer was rotated clockwise by 90° to eliminate any directional bias<sup>27</sup>. Time spent by the insect in each arm was recorded using a software program (OLFAs, F. Nazzi Udine, Italy). Ten replicates were done for each insect. Filter paper (110 mm diameter; Whatman Filter Paper, Buckinghamshire, UK) strips (cut to 5 x 20 mm) were treated with an aliquot (10 µl) of the test solution, applied using a micropipette (Drummond 'microcaps'; Drummond Scientific Co., USA). One arm was assigned to the collected VOCs from the potato plants (wild potato lines or Desirée), whereas three control vessels were treated similarly with the same volume of solvent (diethyl ether) on the filter paper strips. If an insect remained motionless for the first 2 min of a replicate, that replicate was discarded. All bioassays were performed between 10:00 and 13:00.

## 2.6 Volatile analysis

Volatile analysis was carried out on a 7820A GC coupled to a 5977B single quad mass selective detector (Agilent Technologies, Cheadle, UK). The GC was fitted with a non-polar HP5-MS capillary column (30m × 0.25mm × 0.25µm film thickness) coated with (5%-phenyl)-methylpolysiloxane (Agilent

Technologies) and used hydrogen carrier gas at a constant flow rate of 1.2 ml/min. Automated injections of 1 µl were made using a G4513A autosampler (Agilent Technologies) in splitless mode (285°C), with oven temperature programmed from 35°C for 5 min then at 10°C/min to 285°C. Compounds were identified according to their mass spectrum, linear retention index relative to retention times of n-alkanes, and co-chromatography with authentic compounds.

## 2.7 Statistical analysis

*Aphid clip cage bioassay*- Differences in the mean number of live adult aphids and produced nymphs on wild (CGN18333, CGN22718, CGN23072) and cultivated (Desiree) potato plants were compared at two time-points (48 and 96 hours) by one-way ANOVA. Prior to analysis, data were examined for a normal distribution using the Shapiro-Wilk test. Comparisons among means were performed using Holm-Sidak method ( $P < 0.05$ ).

*Olfactometer bioassay*- Data on the behavioural response of *M. persicae* and *D. rapae* were analysed by a paired *t*-test (one tail). In this analysis, the time spent by the tested individuals in treated and the average of three control arms in the four-arm olfactometer were compared<sup>29</sup>.

*Volatile profiling* - To visualise the overall differences in volatile profiles emitted from wild (CGN18333, CGN22718, CGN23072) and cultivated (Desiree) potato plants, a principal component analysis (PCA) was performed using the concentrations of the detected volatiles as dependent variables. Loading and score plots were derived after mean-centering and log transformation of volatile data. VOC visualisation was done using the MetaboAnalyst online tool suite<sup>30</sup>. Subsequently, univariate analysis (*F*-test) of variances was performed to investigate whether the concentrations of individual volatile compounds differed between wild and cultivated potato plants. All univariate analyses were performed using SigmaPlot 12.3 (Systat Software Inc., USA).

## 3 RESULTS



### 3.1 Aphid performance

After 48 hours, there was a significant reduction in the number of adult *M. persicae* surviving on wild potato accessions (Fig. 1) in clip cage experiments. The number of live adult *M. persicae* on Desiree was significantly higher, up to more than three-fold, compared to the number on wild plants ( $F_{3,76} = 63.732$ ;  $P < 0.001$ ; Fig. 2A). A similar pattern was observed in clip cage experiments after 96 hours (Fig. 1B). All wild accessions had significantly higher aphid mortality with less than 35% rate of survival ( $F_{3,76} = 46.299$ ;  $P < 0.001$ ; Fig. 2A). Accessions CGN 18333, CGN 23072 and CGN 22718 had 8 %, 13 % and 33% survival of aphids respectively. In contrast, Desiree had the least mortality with more than 75% survival rate after 96 hours.

There was a significant reduction in nymph production on wild potato accessions across both time points compared to cultivated potato (Fig. 1 A&B). Mean number of nymphs produced was significantly lower on wild accessions after 48 hours ( $F_{3,76} = 48.428$ ;  $P < 0.001$ ), particularly on CGN 18333 and CGN 22718. The same was also true after 96 hours ( $F_{3,76} = 50.739$ ;  $P < 0.001$ ).

### 3.2 Aphid and parasitoid olfactometer bioassay

In an olfactometer bioassay, *M. persicae* were repelled by the volatiles of wild accessions, which was not the case for Desiree ( $P = 0.19$ ). In particular, the accessions CGN 18333 and CGN 23072 had a significant repellent effect on *M. persicae* with  $P$  values of 0.013 and 0.018, respectively (Fig. 2A).

In contrast to *M. persicae*, volatiles collected from wild accessions attracted parasitoids and volatiles collected from Desiree repelled the parasitoid (Fig. 2B). Accession 18333 was the only wild potato accession that had a significant attractant effect on *D. rapae* ( $P = 0.012$ ).

### 3.3 Plant volatile profiles

GC-MS analysis of headspace collections from wild (CGN18333, CGN22718, CGN23072) and cultivated (Desiree) potato plants revealed 23 detectable VOCs in 7 functional classes (alcohols, aldehydes,

benzenoids, ketones, monoterpenes, homoterpenes and sesquiterpenes; Table 1). There were significant quantitative changes, with a 3 - 7-fold increase in the total emitted volatiles of wild accessions compared to Desiree plants ( $F_{3, 12} = 61.20$ ;  $P < 0.001$ ; Fig. 3). In addition, most volatile compounds in the above-mentioned VOC groups were emitted from wild accessions in significantly higher amounts compared to Desiree plants (Table 1).

Principal component analysis (PCA) of the VOCs showed that the first two principal components accounted for 54.3 % of the total variation in the volatile data (Fig. 4). Hence, these two PCs illustrated most of the variation in the data of likely biological relevance. A clear separation based on the second principal component (PC2) is visible between the volatile profiles of wild (CGN18333, CGN22718, CGN23072) in one cluster and cultivated (Desiree) potato plants, whereas another separation but based on the first principal component (PC1) is obvious for the volatile profiles of CGN23072 and a cluster of CGN18333, CGN22718, and Desiree plants. The greatest loadings of PC 2, in descending order, were for D-limonene (0.285), (*E,E*)-4,8,12-trimethyl-1,3,7,11-tridecatetraene (TMTT) (0.272), and p-cymen-7-ol (0.255), whereas the major loadings of PC 1 were for  $\beta$ -Bisabolene (0.293), (*E*)- $\beta$ -farnesene (0.288), and trans- $\alpha$ -bergamotene (0.285). This suggests that these VOCs, shown to contribute to PC1 and PC2, may impact the behaviour response of both *M. persicae* and *D. rapae*.

#### 4 DISCUSSION

The current study found evidence of aphid, *M. persicae*, resistance in wild potato, *S. stoloniferum*, accessions. Aphid survival and performance were significantly lower on wild potato accessions compared to cultivated potatoes and volatiles from the wild accessions were also repellent. Volatile analysis revealed that wild accessions released higher amounts of volatile compounds compared to cultivated potatoes.

There was a significant difference in the susceptibility of wild and cultivated species of *Solanum*. The most resistant accession of wild potato, *S. stoloniferum*, in this experiment, was 18333, followed by 23072 and 22718. The cultivated potato, *S. tuberosum*, variety Desiree was found to be susceptible and had substantial nymph production after 96 hours. Nymph production was reduced in wild accessions and there was high mortality of adults. In all three *S. stoloniferum* accessions, a significant number of adults was dead after 96 hours; survival was less than 10% on accessions 18333 and 23072. Such reduced performance of *M. persicae* was also reported for other wild *Solanum* species (i.e. *S. trifidum*, *S. polyadenium*, *S. tarijense* and *S. palustre*). Of these previously reported species, *S. palustre* was the most resistant to *M. persicae* as it contained the highest number of glandular hairs, which is one of the aphid resistance factors in *Solanum*<sup>14,31</sup>. The same was also true for the potato aphid (*Macrosiphum euphorbiae* Thomas) on wild *Solanum berthaultii*<sup>32</sup>. Such reduced aphid survival on wild potato could be also attributed to the high content of alkaloids that is commonly found in wild potato, which could be responsible for antibiotic effects observed on aphids<sup>33,34</sup>.

In olfactometer experiments, aphids were repelled by the odours of accessions 18333 and 23072. Similarly, the wild potato *S. berthaultii* was very repellent to *M. persicae*<sup>24,35</sup> but this was attributed to burst emission of the aphid alarm pheromone, (*E*)- $\beta$ -farnesene, from trichomes. In our study a mixture of volatiles was released by *S. stoloniferum*. Conversely, the olfactometer studies showed that wild accessions also help in recruiting natural enemies as the parasitoid *D. rapae* spent more time in arm treated with volatiles from wild plants of accession 18333. In contrast, parasitoids spent significantly less time on Desiree plants. Chemical analyses revealed that wild accessions released higher amounts of volatile compounds compared to cultivated potatoes. Consistent with our findings, it has been shown that commercial cultivars have lost the ability to produce certain key volatiles in response to herbivory, which thereby negatively affected natural enemies recruitment<sup>36-39</sup>. In contrast, a recent meta-analysis by Rowen & Kaplan<sup>40</sup> showed that domesticated species induced stronger volatile responses to herbivory than wild species. However, they note that their data show that domestication reduces the complexity of volatile blends emitted and thus critical

Accepted Article

compounds for natural enemy attraction may be missing. There is little published evidence documenting how crop domestication has affected indirect plant defense, therefore, a general conclusion cannot be drawn<sup>3</sup>. A genome wide association study of 146 maize genotypes comprising of landraces, inbred lines and commercial hybrids found that herbivore egg induced attraction of stemborer parasitoids could be found in some high yielding improved maize lines and commercial hybrids but was more frequent in landraces<sup>41</sup>.

Multivariate analysis of volatile data revealed that  $\beta$ -bisabolene, (*E*)- $\beta$ -farnesene, trans- $\alpha$ -bergamotene, D-limonene, TMTT, and p-cymen-7-ol were produced in larger amounts by the wild potato accessions, and it is likely that these compounds played a role in repelling aphids and attracting their natural enemies. Previous work has shown an increased emission of  $\beta$ -bisabolene<sup>26</sup>, (*E*)- $\beta$ -farnesene<sup>42</sup>, trans- $\alpha$ -bergamotene<sup>43</sup>, D-limonene<sup>44</sup>, TMTT<sup>42,45</sup>, p-cymen-7-ol<sup>44</sup> and in response to aphid herbivory and potato induction with defence elicitors. This can provide an explanation for the negative response of aphids to wild accessions as aphids may perceive such elevated volatile profiles from wild accessions as signals of a greater risk of competition from conspecifics<sup>20</sup>. Supporting our findings, TMTT was significantly repellent to *M. persicae* when tested individually<sup>46</sup>. Similarly, it is well documented that (*E*)- $\beta$ -farnesene functions as an alarm pheromone and also serves as a host finding kairomone for aphid natural enemies<sup>47-49</sup>.

Previous studies reported that plant secondary metabolites could provide a way to enhance plant resistance<sup>50</sup> by reducing the survival and reproductive rate of insect herbivores<sup>51</sup>. In addition, recruitment of natural enemies is an important component of plant in defence against herbivore attack<sup>52</sup>. Plants that produce appropriate volatile compounds successfully recruit a wide range of natural enemies<sup>53</sup>. These plants can contribute to establishing a sustainable agricultural system, by enhancing biological control of pests, but the quantity and quality of plant volatiles released is critical for attraction of natural enemies to plants<sup>52</sup>. Sometimes compounds present in small quantities are more biologically active despite small quantities<sup>54,55</sup>. Quality, quantity, and the ratio of volatile compounds all play a crucial role in plant-insect interactions<sup>56</sup>. Commercially available crop plants

have been bred primarily to obtain higher yield. This genetic change through selection for yield may compromise plant defence capacity by altering the interaction between plants, herbivores, and natural enemies if defence traits have a yield penalty<sup>3</sup>.

## 5 CONCLUSION

The current study shows that there are promising sources of direct aphid resistance in the *S. stoloniferum* accessions tested. The very low aphid survival observed suggests that toxic phytochemicals were present. Although the potential of crop wild relatives as sources of novel resistance to insect pests has been extensively studied, the progress of transferring resistance traits from wild cultivars is still slow. This is attributed to difficulties in identifying the key secondary metabolites that determine resistance and the genes encoding their production. Thus, identification of the bioactive compounds and genes encoding resistance will be important topics for future studies. To retain the marketable quality required, it will be also important to test if bioactive compounds are harmful to humans or if they affect the taste of the potatoes. Morphological differences could be seen between the *Solanum* species which were used in experiments; wild accessions had smaller leaves compared to Desiree. Although there could be some relation between aphids and leaf size it is unlikely to explain the high mortality observed in the current study which is more likely due the presence of toxic phytochemicals. The current research findings open up the prospect of breeding for aphid resistance by crossing cultivated and wild potatoes.

## 6 ACKNOWLEDGEMENTS

We thank the Chemical Ecology Laboratory members at Keele University for their continuous support and help. We thank Dr Tom Pope and Dr Joe Roberts of Harper Adams University (UK) for providing the initial aphid and parasitoid cultures. We thank Lesley Smart and Janet Martin for earlier evaluation

of wild potato lines. We also thank Wageningen Centre for Genetic Resources (CGN), Wageningen University and Research, The Netherlands for providing the wild potato lines used in this study. J.A. expresses his thanks to the Government of India, which financially supported his PhD research.

## 7 CONFLICT OF INTEREST DECLARATION

The authors declare that they have no conflict of interest.

## 8 REFERENCES

- 1 Gepts P, Crop domestication as a long-term selection experiment, *Plant Breed Rev* **24**:1–44 (2004).
- 2 Wang RL, Stec A, Hey J, Lukens L, and Doebley J, The limits of selection during maize domestication, *Nature* **398**:236–239 (1999).
- 3 Chen YH, Gols R, and Benrey B, Crop domestication and naturally selected species trophic interactions, *Annu Rev Entomol* **60**:35–58 (2015).
- 4 Whitehead SR, Turcotte MM, and Poveda K, Domestication impacts on plant-herbivore interactions: A meta-analysis, *Philos Trans R Soc B Biol Sci* **372**:20160034 (2017).
- 5 Gaillard MDP, Glauser G, Robert CAM, and Turlings TCJ, Fine-tuning the “plant domestication-reduced defense” hypothesis: specialist vs generalist herbivores, *New Phytol* **217**:355–366 (2018).
- 6 de Lange ES, Balmer D, Mauch-Mani B, and Turlings TCJ, Insect and pathogen attack and resistance in maize and its wild ancestors, the teosintes, *New Phytol* **204**:329–341 (2014).
- 7 Shlichta JG, Cuny MAC, Hernandez-Cumplido J, Traine J, and Benrey B, Contrasting consequences of plant domestication for the chemical defenses of leaves and seeds in lima bean plants, *Basic Appl Ecol* **31**:10–20 (2018).

- 8 Xu Y and Gray SM, Aphids and their transmitted potato viruses: A continuous challenges in potato crops, *J Integr Agric* **19**:367–375 (2020).
- 9 Gavrilenko T, Antonova O, Shuvalova A, Krylova E, Alpatyeva N, Spooner DM, *et al.*, Genetic diversity and origin of cultivated potatoes based on plastid microsatellite polymorphism, *Genet Resour Crop Evol* **60**:1997–2015 (2013).
- 10 Mitchell C, Brennan RM, Graham J, and Karley AJ, Plant defense against herbivorous pests: Exploiting resistance and tolerance traits for sustainable crop protection, *Front Plant Sci* **7**:1132 (2016).
- 11 Züst T and Agrawal AA, Mechanisms and evolution of plant resistance to aphids, *Nat Plants* **2**:1–9 (2016).
- 12 Erb M, Balmer D, de Lange ES, von Mérey G, Planchamp C, Robert CAM, *et al.*, Synergies and trade-offs between insect and pathogen resistance in maize leaves and roots, *Plant, Cell Environ* **34**:1088–1103 (2011).
- 13 Alvarez AE, Tjallingii WF, Garzo E, Vleeshouwers V, Dicke M, and Vosman B, Location of resistance factors in the leaves of potato and wild tuber-bearing *Solanum* species to the aphid *Myzus persicae*, *Entomol Exp Appl* **121**:145–157 (2006).
- 14 Fréchette B, Bejan M, Lucas É, Giordanengo P, and Vincent C, Resistance of wild *Solanum* accessions to aphids and other potato pests in Quebec field conditions, *J Insect Sci* **10**:1–16 (2010).
- 15 Blackman RL and Eastop VF, *Aphids on the World's Herbaceous*, John Wiley & Sons Ltd, Chichester, UK (2006).
- 16 van Emden HF and Harrington R, *Aphids as crop pests*, 1st ed., ed. by van Emden HF and Harrington R, CAB International, Oxfordshire, UK (2007).
- 17 Döring TF, How aphids find their host plants, and how they don't, *Ann Appl Biol* **165**:3–26 (2014).
- 18 Pickett JA, Wadhams LJ, Woodcock CM, and Hardie J, The chemical ecology of aphid, *Annu*

- Rev Entomol* **37**:67–90 (1992).
- 19 Webster B, The role of olfaction in aphid host location, *Physiol Entomol* **37**:10–18 (2012).
- 20 Bruce TJA and Pickett JA, Perception of plant volatile blends by herbivorous insects-finding the right mix., *Phytochemistry* **72**:1605–1611, Elsevier Ltd (2011).
- 21 Guerrieri E, Poppy GM, Powell W, Tremblay E, and Pennacchio F, Induction and systemic release of herbivore-induced plant volatiles mediating in-flight orientation of *Aphidius ervi*, *J Chem Ecol* **25**:1247–1261 (1999).
- 22 Takemoto H, Powell W, Pickett J, Kainoh Y, and Takabayashi J, Two-step learning involved in acquiring olfactory preferences for plant volatiles by parasitic wasps, *Anim Behav* **83**:1491–1496, Elsevier Ltd (2012).
- 23 Gibson RW, Glandular hairs providing resistance to aphids in certain wild potato species, *Ann Appl Biol* **68**:113–119, Wiley Online Library (1971).
- 24 Gibson RW and Pickett JA, Wild potato repels aphids by release of aphid alarm pheromone, *Nature* **302**:608–609 (1983).
- 25 Le Roux V, Dugravot S, Campan E, Dubois F, Vincent C, and Giordanengo P, Wild Solanum resistance to aphids: antixenosis or antibiosis?, *J Econ Entomol* **101**:584–591, Entomological Society of America (2014).
- 26 Sobhy IS, Caulfield JC, Pickett JA, and Birkett MA, Sensing the danger signals : *cis*-Jasmone reduces aphid performance on potato and modulates the magnitude of released volatiles, *Front Ecol Evol* **7**:499 (2020).
- 27 Ali J, Covaci AD, Roberts JM, Sobhy IS, Kirk WDJ, and Bruce TJA, Effects of *cis*-Jasmone treatment of Brassicas on interactions with *Myzus persicae* aphids and their parasitoid *Diaeretiella rapae*, *Front Plant Sci* **12**:711896 (2021).
- 28 Webster B, Bruce T, Pickett J, and Hardie J, Volatiles functioning as host cues in a blend become nonhost cues when presented alone to the black bean aphid, *Anim Behav* **79**:451–457 (2010).



- 29 Bruce TJA, Martin JL, Pickett JA, Pye BJ, Smart LE, and Wadhams LJ, *cis*-jasmonate treatment induces resistance in wheat plants against the grain aphid, *Sitobion avenae* (Fabricius) (Homoptera: Aphididae), *Pest Manag Sci* **59**:1031–1036 (2003).
- 30 Chong J, Soufan O, Li C, Caraus I, Li S, Bourque G, *et al.*, MetaboAnalyst 4.0: Towards more transparent and integrative metabolomics analysis, *Nucleic Acids Res* **46**:W486–W494, Oxford University Press (2018).
- 31 Askarianzadeh A, Birch ANE, Ramsay G, and Minaeimoghadam M, Study of wild solanum species to identify sources of resistance against the green peach aphid, *Myzus persicae* (Sulzer), *Am J Potato Res* **90**:66–70 (2013).
- 32 Karley AJ, Emslie-Smith M, and Bennett AE, Potato aphid *Macrosiphum euphorbiae* performance is determined by aphid genotype and not mycorrhizal fungi or water availability, *Insect Sci* **24**:1015–1024 (2017).
- 33 Manrique-Carpintero NC, Tokuhisa JG, Ginzberg I, Holliday JA, and Veilleux RE, Sequence diversity in coding regions of candidate genes in the glycoalkaloid biosynthetic pathway of wild potato species., *G3 Genes, Genomes, Genet* **3**:1467–1479 (2013).
- 34 Zhao DY, Liu Y, Yin X, Li XM, Pan J, Guan W, *et al.*, Two new alkaloids from the sepals of *Solanum melongena* L, *Nat Prod Res* **35**:3569–3577, Taylor & Francis (2021).
- 35 Avé DA, Gregory P, and Tingey WM, Aphid repellent sesquiterpenes in glandular trichomes of *Solanum berthaultii* and *S. tuberosum*, *Entomol Exp Appl* **44**:131–138 (1987).
- 36 Tamiru A, Bruce TJA, Woodcock CM, Caulfield JC, Midega CAO, Ogot CKPO, *et al.*, Maize landraces recruit egg and larval parasitoids in response to egg deposition by a herbivore, *Ecol Lett* **14**:1075–1083 (2011).
- 37 Rasmann S, Kollner TG, Degenhardt J, Hiltpold I, Toepfer S, Kuhlmann U, *et al.*, Recruitment of entomopathogenic nematodes by insect-damaged maize roots, *Nature* **434**:732–737 (2005).
- 38 Köllner TG, Held M, Lenk C, Hiltpold I, Turlings TCJ, Gershenzon J, *et al.*, A maize (*E*)-beta-caryophyllene synthase implicated in indirect defense responses against herbivores is not

expressed in most American maize varieties, *Plant Cell* **20**:482–494 (2008).

- 39 Rodriguez-saona C, Vorsa N, Singh AP, Johnson-cicalese J, Szendrei Z, Mescher MC, *et al.*,  
Tracing the history of plant traits under domestication in cranberries : potential  
consequences on anti-herbivore defences, *J Exp Bot* **62**:2633–2644 (2011).
- 40 Rowen E and Kaplan I, Eco-evolutionary factors drive induced plant volatiles: A meta-analysis,  
*New Phytol* **210**:284–294 (2016).
- 41 Tamiru A, Paliwal R, Manthi SJ, Odeny DA, Midega CAO, Khan ZR, *et al.*, Genome wide  
association analysis of a stemborer egg induced “call - for - help” defence trait in maize, *Sci  
Rep* **10**:11205 (2020).
- 42 Sobhy IS, Woodcock CM, Powers SJ, Caulfield JC, Pickett JA, and Birkett MA, *cis*-Jasmone  
elicits aphid-induced stress signalling in Potatoes, *J Chem Ecol* **43**:39–42 (2017).
- 43 Harmel N, Almohamad R, Fauconnier ML, Du Jardin P, Verheggen F, Marlier M, *et al.*, Role of  
terpenes from aphid-infested potato on searching and oviposition behavior of *Episyrphus  
balteatus*, *Insect Sci* **14**:57–63 (2007).
- 44 Sasso R, Iodice L, Cristina Digilio M, Carretta A, Ariati L, and Guerrieri E, Host-locating  
response by the aphid parasitoid *Aphidius ervi* to tomato plant volatiles, *J Plant Interact*  
**2**:175–183 (2007).
- 45 Hegde M, Oliveira JN, da Costa JG, Bleicher E, Santana AEG, Bruce TJA, *et al.*, Identification of  
semiochemicals released by cotton, *Gossypium hirsutum*, upon infestation by the cotton  
aphid, *Aphis gossypii*, *J Chem Ecol* **37**:741–750 (2011).
- 46 Ninkovic V, Dahlin I, Vucetic A, Petrovic-Obradovic O, Glinwood R, and Webster B, Volatile  
exchange between undamaged plants - a new mechanism affecting insect orientation in  
intercropping, *PLoS One* **8**:e69431 (2013).
- 47 Micha SG and Wyss U, Aphid alarm pheromone (*E*)- $\beta$ -farnesene: A host finding kairomone for  
the aphid primary parasitoid *Aphidius uzbekistanicus* (Hymenoptera: Aphidiinae),  
*Chemoecology* **7**:132–139 (1996).

- 48 Francis F, Lognay G, and Haubruge E, Olfactory responses to aphid and host plant volatile releases: (*E*)-beta-farnesene an effective kairomone for the predator *Adalia bipunctata*, *J Chem Ecol* **30**:741–755 (2004).
- 49 Al Abassi S, Birkett MA, Pettersson J, Pickett JA, Wadhams LJ, and Woodcock CM, Response of the seven-spot ladybird to an aphid alarm pheromone and an alarm pheromone inhibitor is mediated by paired olfactory cells, *J Chem Ecol* **26**:1765–1771 (2000).
- 50 Erb M and Kliebenstein DJ, Plant secondary metabolites as defenses, regulators, and primary metabolites: The blurred functional trichotomy, *Plant Physiol* **184**:39–52 (2020).
- 51 Mithöfer A and Boland W, Plant defense against herbivores: chemical aspects, *Annu Rev Plant Biol* **63**:431–450 (2012).
- 52 Turlings TCJ and Erb M, Tritrophic interactions mediated by herbivore-induced plant volatiles: Mechanisms, ecological relevance, and application potential, *Annu Rev Entomol* **63**:433–452 (2018).
- 53 Turlings TCJ and Wäckers F, Recruitment of predators and parasitoids by, *Adv Insect Chem Ecol*:21, Cambridge University Press (2004).
- 54 Sobhy IS, Erb M, Sarhan AA, El-Husseini MM, Mandour NS, and Turlings TCJ, Less is more: Treatment with BTH and Laminarin reduces herbivore-induced volatile emissions in maize but increases parasitoid attraction, *J Chem Ecol* **38**:348–360 (2012).
- 55 D’Alessandro M, Brunner V, von Mérey G, and Turlings TCJ, Strong attraction of the parasitoid *Cotesia marginiventris* towards minor volatile compounds of maize., *J Chem Ecol* **35**:999–1008 (2009).
- 56 Bruce TJA, Midega CAO, Birkett MA, Pickett JA, and Khan ZR, Is quality more important than quantity? Insect behavioural responses to changes in a volatile blend after stemborer oviposition on an African grass, *Biol Lett* **6**:314–317 (2010).

**Table 1. Emission (in ng per plant<sup>-1</sup> h<sup>-1</sup>; mean ± SE; n = 3) of volatiles released by cultivated (*Solanum tuberosum*. cv. Desiree) and wild (*Solanum stoloniferum*) potato lines.**

Plant volatiles	KI	<i>Solanum stoloniferum</i>			<i>S. tuberosum</i>	P
		23072	22718	18333	Desiree	
<b>Alcohols</b>						
Phenylethyl alcohol	1116	3.89±1.26	4.25±0.87	2.63±0.58	2.59±0.82	0.688
p-Cymen-7-ol	1289	119.27±11.45 <sup>a</sup>	17.52±6.48 <sup>c</sup>	64.32±19.07 <sup>b</sup>	1.37±0.38 <sup>d</sup>	<b>&lt;0.001</b>
<b>Aldehydes</b>						
4-ethyl-benzaldehyde	1122	63.49±8.63 <sup>a</sup>	7.31±3.19 <sup>b</sup>	21.60±6.47 <sup>b</sup>	1.11±0.10 <sup>b</sup>	<b>&lt;0.001</b>
<b>Benzenoids</b>						
MeSA <sup>#</sup>	1192	7.81±0.93 <sup>b</sup>	26.08±6.08 <sup>a</sup>	4.39±0.51 <sup>b</sup>	3.25±0.37 <sup>b</sup>	<b>0.002</b>
Benzothiazole	1229	1.05±0.52 <sup>b</sup>	7.59±1.42 <sup>a</sup>	10.07±0.93 <sup>a</sup>	1.00±0.09 <sup>b</sup>	<b>0.002</b>
<b>Ketones</b>						
MHO	989	13.15±0.65	4.39±1.66	10.69±2.79	0.49±0.24	<b>0.024</b>
<b>Monoterpenes</b>						
β-Myrcene	992	3.65±0.41	5.95±1.38	3.75±0.42	1.84±0.61	0.062
p-Cymene	1026	1.79±0.14	1.86±0.20	1.78±0.17	2.56±0.19	0.104
D-Limonene	1030	20.39±2.09 <sup>a</sup>	23.99±2.86 <sup>a</sup>	19.83±1.98 <sup>a</sup>	0.71±0.25 <sup>b</sup>	<b>0.003</b>
Linalool	1099	8.71±2.76 <sup>a</sup>	9.37±1.58 <sup>a</sup>	8.83±0.60 <sup>a</sup>	2.52±0.76 <sup>b</sup>	0.083
<b>Diterpenes</b>						
DMNT <sup>#</sup>	1116	0.76±0.08 <sup>b</sup>	2.15±0.18 <sup>b</sup>	1.15±0.22 <sup>b</sup>	11.26±3.24 <sup>a</sup>	<b>0.045</b>
MTT <sup>#</sup>	1577	2.62±0.38 <sup>b</sup>	4.10±0.84 <sup>b</sup>	23.68±3.89 <sup>a</sup>	0.79±0.08 <sup>b</sup>	<b>&lt;0.001</b>
<b>Sequiterpens</b>						
Cubebene	1351	10.27±2.46	5.62±2.17	4.09±0.86	7.38±3.86	0.497
α-Copaene	1376	3.70±0.58 <sup>c</sup>	7.34±0.64 <sup>b</sup>	15.12±1.08 <sup>a</sup>	1.89±0.59 <sup>c</sup>	<b>&lt;0.001</b>
Elemene	1391	4.07±1.67 <sup>b</sup>	2.67±0.18 <sup>b</sup>	40.52±14.16 <sup>a</sup>	1.02±0.04 <sup>b</sup>	<b>0.014</b>
Longifolene	1402	3.29±0.72	2.72±0.76	2.72±0.69	ND	0.858
Caryophyllene	1419	5.49±0.67	6.89±0.59	4.72±0.28	7.92±2.47	0.485
trans-α-Bergamotene	1435	1.35±0.14 <sup>b</sup>	3.54±0.32 <sup>b</sup>	20.69±7.69 <sup>a</sup>	0.81±0.08 <sup>b</sup>	<b>0.024</b>
(E)-β-Farnesene	1457	1.61±0.11 <sup>b</sup>	4.34±0.38 <sup>ab</sup>	10.13±3.68 <sup>a</sup>	1.31±0.13 <sup>b</sup>	<b>0.045</b>
Gammaacrene D	1481	21.23±5.45 <sup>a</sup>	1.49±0.08 <sup>c</sup>	6.68±1.70 <sup>b</sup>	1.25±0.21 <sup>c</sup>	<b>0.005</b>
Selinene	1486	1.41±0.09 <sup>b</sup>	6.31±1.21 <sup>a</sup>	7.27±0.63 <sup>a</sup>	0.97±0.16 <sup>b</sup>	<b>&lt;0.001</b>
β-Bisabolene	1509	1.59±0.20 <sup>c</sup>	2.78±0.26 <sup>b</sup>	5.07±0.45 <sup>a</sup>	0.83±0.05 <sup>c</sup>	<b>&lt;0.001</b>
Nerolidol	1566	1.68±0.05	2.11±0.07	6.49±2.71	0.87±0.15	0.101
<b>Total emitted volatiles</b>		<b>300.68±18.48<sup>a</sup></b>	<b>157.19±13.89<sup>b</sup></b>	<b>294.32±7.91<sup>a</sup></b>	<b>49.42±9.76<sup>c</sup></b>	<b>&lt;0.001</b>

Under each chemical class, VOCs are ordered in accordance with their increasing retention time in a gas chromatograph and Kovats index. <sup>#</sup> [DMNT: (E)-4,8-dimethyl-1,3,7-nonatriene; MeSA: methyl salicylate; MHO: 6-methyl-5-hepten-2-one; ND: Not Detected]. VOCs were tentatively identified based on spectra, Kovats retention index and NIST 17 library matches. KI: Kovats index determined on the intermediately nonpolar HP5-MS column (<https://webbook.nist.gov/>; <http://www.pherobase.com/>). Different letters in the same row indicate significant differences between potato lines (One way ANOVA; P < 0.05). P-values in bold indicate significant difference.

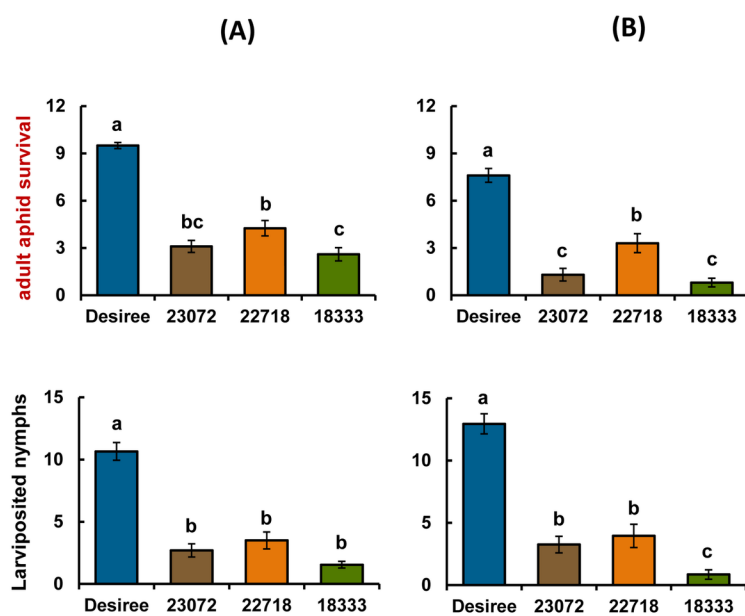
## 9 FIGURE LEGENDS

**Figure 1.** Performance of *Myzus persicae* on cultivated (*Solanum tuberosum*. cv. *Desiree*) and wild (*Solanum stoloniferum*) potato lines. Mean number ( $\pm$  SE) of surviving adult aphids and larviposited nymphs of *M. persicae* after 48 h (A) and 96 h (B). Different letters indicate statistically significant differences among plant species (*F*-test;  $P < 0.05$ ), based on the Holm-Sidak method (one-way ANOVA).

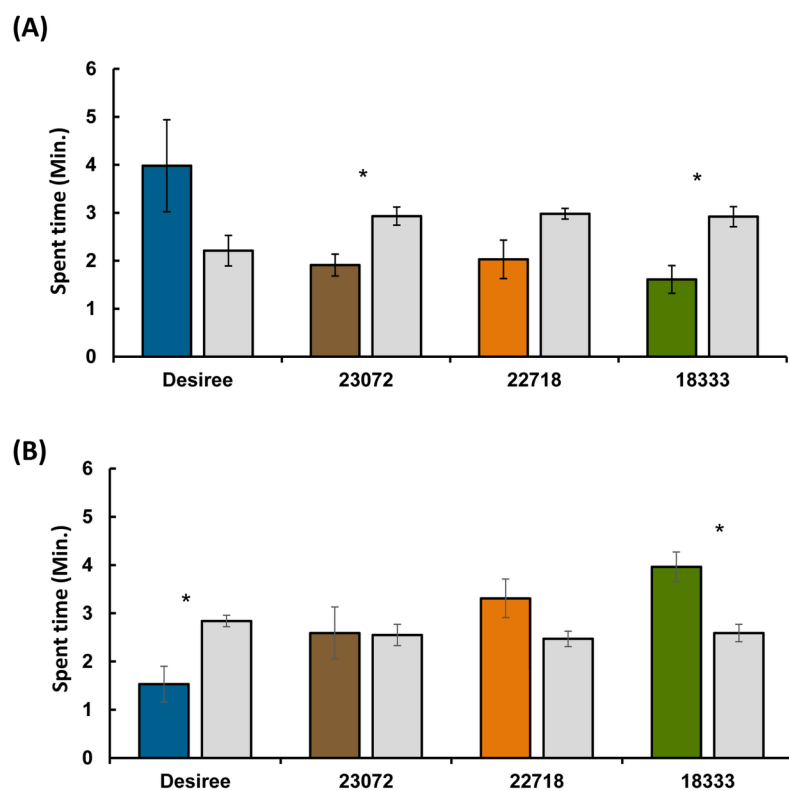
**Figure 2.** Behavioural responses of *Myzus persicae* (A) and *Diaeretiella rapae* (B) to headspace volatiles from cultivated (*Solanum tuberosum*. cv. *Desiree*) and wild (*Solanum stoloniferum*) potato lines in a four-arm olfactometer bioassay. Each insect was given 12 min to make a choice between one arm of plant volatiles (coloured bars) vs. three solvent diethyl ether (DEE) arms (Grey bars). The values shown are mean time spent in the arm  $\pm$  SE ( $n = 10$ ). Asterisks ( $*0.01 \leq P \leq 0.05$ ) above bars indicate statistically significant differences based on a paired *t*-test (one tail).

**Figure 3.** Total amounts (mean nanograms plant<sup>-1</sup> h<sup>-1</sup>  $\pm$  SE) of identified volatile organic compounds (VOCs) emitted from cultivated (*Solanum tuberosum*. cv. *Desiree*) and wild (*Solanum stoloniferum*) potato lines. Different letters indicate statistically significant differences among plant species (*F*-test;  $P < 0.05$ ), based on the Holm-Sidak method (one-way ANOVA).

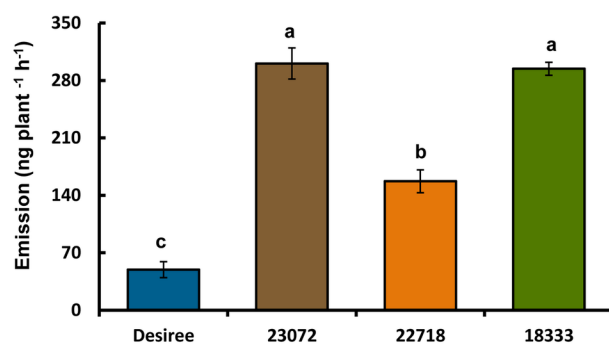
**Figure 4.** Principal Component Analysis (PCA) of volatile compounds emitted by cultivated (*Solanum tuberosum*. cv. *Desiree*) and wild (*Solanum stoloniferum*) potato lines ( $n = 4$ ) sampled for 48 h. The score plot visualizes the ordination of collected samples according to the first two PCs based on the quantity of different volatiles emitted from different potato lines, with the percentage of the variation explained in parentheses. The ellipses show 95% confidence regions.



**Figure 1.** Performance of *Myzus persicae* on cultivated (*Solanum tuberosum*, cv. *Desiree*) and wild (*Solanum stoloniferum*) potato lines. Mean number ( $\pm$  SE) of **surviving adult aphids** and larviposited nymphs of *M. persicae* after 48 h (A) and 96 h (B). Different letters indicate statistically significant differences among plant species (*F*-test;  $P < 0.05$ ), based on the Holm-Sidak method (one-way ANOVA).

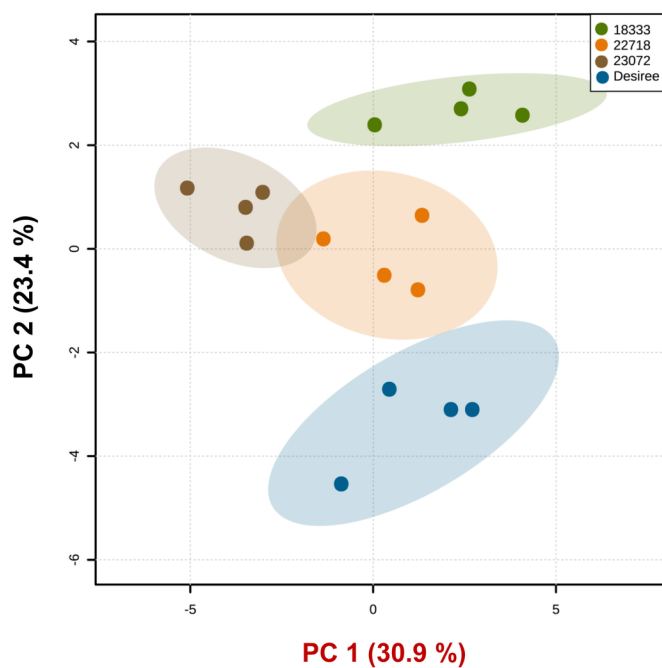


**Figure 2.** Behavioural responses of *Myzus persicae* (A) and *Diaeretiella rapae* (B) to headspace volatiles from cultivated (*Solanum tuberosum* cv. *Desiree*) and wild (*Solanum stoloniferum*) potato lines in a four-arm olfactometer bioassay. Each insect was given 12 min to make a choice between one arm of plant volatiles (coloured bars) vs. three solvent diethyl ether (DEE) arms (Grey bars). The shown values are mean time spent in the arm  $\pm$  SE ( $n = 10$ ). Asterisks ( $0.01 \leq P \leq 0.05$ ) above bars indicate statistically significant differences based on paired  $t$ -test.



**Figure 3.** Total amounts (mean nanograms plant<sup>-1</sup> h<sup>-1</sup>  $\pm$  SE) of identified volatile organic compounds (VOCs) emitted from cultivated (*Solanum tuberosum*, cv. *Desiree*) and wild (*Solanum stoloniferum*) potato lines. Different letters indicate statistically significant differences among plant species (*F*-test; *P* < 0.05), based on the Holm-Sidak method (one-way ANOVA).





**Figure 4.** Principal Component Analysis (PCA) of volatile compounds emitted by cultivated (*Solanum tuberosum*, cv. *Desiree*) and wild (*Solanum stoloniferum*) potato lines ( $n = 4$ ) sampled for 48 h. The score plot visualizes the ordination of collected samples according to the first two PCs based on the quantity of different volatiles emitted from different potato lines, with the percentage of the variation explained in parentheses. The ellipses show 95% confidence regions.



PS\_6957\_Graphical Abstract Image\_IS 1.tif

**Wild potato ancestors as potential sources of resistance to the aphid *Myzus persicae***

**Jamin Ali, Islam S. Sobhy, \* Toby J.A. Bruce**

**Graphical abstract**

Our study found evidence of aphid resistance in wild potato accessions. Aphid performance was significantly lower on wild potato and their volatiles were repellent to aphid and attractive to parasitoids.